



Relays, Contactors & Switches > Relays > Power Relays



Power Relay Type: **Industrial Panel Plug-In**

Coil Magnetic System: **Monostable, DC**

Coil Power Rating Class: **300 – 400 mW**

Coil Power Rating DC: **419 mW**

Coil Resistance: **1440 Ω**

Features

Product Type Features

Power Relay Type	Industrial Panel Plug-In
------------------	--------------------------

Electrical Characteristics

Insulation Initial Dielectric Between Coil & Contact Class	4000 V
Insulation Initial Dielectric Between Contacts & Coil	4000 Vrms
Actuating System	DC
Insulation Initial Dielectric Between Open Contacts	1000 Vrms
Contact Limiting Making Current	15 A
Contact Limiting Short-Time Current	300 A
Contact Limiting Continuous Current	8 A
Insulation Creepage Class	5.5 – 8 mm
Insulation Initial Dielectric Between Adjacent Contacts	2500 Vrms
Insulation Creepage Between Contact & Coil	8 mm [.315 in]
Contact Limiting Breaking Current	8 A
Coil Magnetic System	Monostable, DC
Coil Power Rating Class	300 – 400 mW
Coil Power Rating DC	419 mW
Coil Resistance	1440 Ω
Coil Special Features	UL Coil Insulation Class F
Coil Voltage Rating	24 VDC
Contact Switching Load (Min)	10mA @ 12V

Contact Switching Voltage (Max)	400 VAC
---------------------------------	---------

Contact Voltage Rating	240 VAC
------------------------	---------

Body Features

Insulation Special Features	5000V Initial Surge Withstand Voltage between Contacts & Coil, Tracking Index of Relay Base PTI175
-----------------------------	--

Product Weight	16 g[.565 oz]
----------------	---------------

Contact Features

Contact Arrangement	2 Form C (CO)
---------------------	---------------

Contact Current Class	5 – 10 A, 16 A
-----------------------	----------------

Contact Current Rating (Max)	8 A
------------------------------	-----

Contact Material	AgNi90/10
------------------	-----------

Contact Number of Poles	2
-------------------------	---

Relay Terminal Type	Plug-In
---------------------	---------

Mechanical Attachment

Relay Mounting Type	Socket
---------------------	--------

Dimensions

Length Class (Mechanical)	25 – 30 mm
---------------------------	------------

Insulation Clearance Class	5 – 8 mm
----------------------------	----------

Height Class (Mechanical)	25 – 30 mm
---------------------------	------------

Insulation Clearance Between Contact & Coil	8 mm[.315 in]
---	---------------

Width Class (Mechanical)	12 – 16 mm
--------------------------	------------

Product Width	13 mm[.512 in]
---------------	----------------

Product Length	29 mm[1.142 in]
----------------	-----------------

Product Height	25.6 mm[1.008 in]
----------------	-------------------

Usage Conditions

Environmental Ambient Temperature Class	50 – 70 °C
---	------------

Environmental Ambient Temperature (Max)	70 °C[158 °F]
---	---------------

Operating Temperature Range	-40 – 70 °C
-----------------------------	-------------

Packaging Features

Packaging Method	Box & Tube, Tube
------------------	------------------

Product Compliance









[For compliance documentation, visit the product page on TE.com>](#)

EU RoHS Directive 2011/65/EU	Compliant
EU ELV Directive 2000/53/EC	Compliant
China RoHS 2 Directive MIIT Order No 32, 2016	No Restricted Materials Above Threshold
EU REACH Regulation (EC) No. 1907/2006	Current ECHA Candidate List: JUNE 2022 (224) Candidate List Declared Against: JUNE 2022 (224) Does not contain REACH SVHC
Halogen Content	Not Low Halogen - contains Br or Cl > 900 ppm.
Solder Process Capability	Not applicable for solder process capability

Product Compliance Disclaimer

This information is provided based on reasonable inquiry of our suppliers and represents our current actual knowledge based on the information they provided. This information is subject to change. The part numbers that TE has identified as EU RoHS compliant have a maximum concentration of 0.1% by weight in homogenous materials for lead, hexavalent chromium, mercury, PBB, PBDE, DBP, BBP, DEHP, DIBP, and 0.01% for cadmium, or qualify for an exemption to these limits as defined in the Annexes of Directive 2011/65/EU (RoHS2). Finished electrical and electronic equipment products will be CE marked as required by Directive 2011/65/EU. Components may not be CE marked. Additionally, the part numbers that TE has identified as EU ELV compliant have a maximum concentration of 0.1% by weight in homogenous materials for lead, hexavalent chromium, and mercury, and 0.01% for cadmium, or qualify for an exemption to these limits as defined in the Annexes of Directive 2000/53/EC (ELV). Regarding the REACH Regulation, the information TE provides on SVHC in articles for this part number is based on the latest European Chemicals Agency (ECHA) 'Guidance on requirements for substances in articles' posted at this URL: <https://echa.europa.eu/guidance-documents/guidance-on-reach>

Compatible Parts

 <p>TE Part # 6-1415035-1 RT78726</p>	 <p>TE Part # 5-1415036-1 PTML0024</p>	 <p>TE Part # 9-1415036-1 PTMT00A0</p>	 <p>TE Part # 2022104-1 XT17017</p>
 <p>TE Part # 1860200-1 RT7872P</p>	 <p>TE Part # 2-1415036-1 PTMG0024</p>	 <p>TE Part # 6-1415036-1 PTML0524</p>	 <p>TE Part # 3-1415036-1 PTMG0524</p>



Also in the Series

Documents

CAD Files

[3D PDF](#)

[3D](#)

[Customer View Model](#)

[ENG_CVM_CVM_1887200-3_A.2d_dxf.zip](#)

English

[Customer View Model](#)

[ENG_CVM_CVM_1887200-3_A.3d_igs.zip](#)

English

[Customer View Model](#)

[ENG_CVM_CVM_1887200-3_A.3d_stp.zip](#)

English

By downloading the CAD file I accept and agree to the [Terms and Conditions](#) of use.

Datasheets & Catalog Pages

[Interface Plug-in Relay XT](#)

English

[Accessories - Power Relay XT](#)

English

Product Specifications

[Definitions, Handling, Processing, Testing and Use of Relays](#)

English

Agency Approvals

[VDE Certificate](#)

English